

Summary of Procedure on One Page.



'Easy cell block making'

STEP - 1




Add concentrated specimen on the sponge disc.

STEP - 2




Let the fluid portion of the specimen settle down into the absorbent pad for (10 min.) Followed by addition of formalin fixative, allowed to be diffused into the absorbent pad for (10 min.)

STEP - 3




Transfer the sponge disc with concentrated specimen sediments into the tissue cassette.

STEP - 5



Let the cassette fix in horizontal position with bottom down for more than 2 hours.

STEP - 4



Put the sponge disc with concentrated sediments and covered with tissue paper cover between two tissue sponges in tissue cassette.